


WHAT'S NEW IN CS PRACTICEWORKS v10

PracticeWorks v10 is here and offers better security, better imaging capabilities and more control. This latest update includes new features designed to help you feel more confident about your data security while maintaining compliance with new and existing regulations. Now, you can directly integrate with CS Imaging version 8.0 to easily access your clinical images, facilitating diagnosis, treatment planning and patient education. Enjoy the benefits of improved security and Carestream Dental's latest imaging innovations with PracticeWorks v10.

FEATURES

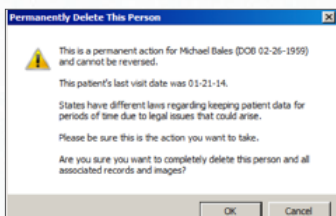
BENEFITS



1 Keep your patient data secure

- New password requirements for all users require users to login to access PracticeWorks software.

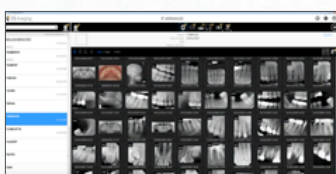
- Keeps all sensitive data safe.
- Ensures your practice is up-to-date with current security and compliance requirements.
- Provides your patients with peace of mind that your practice employs "best practices" for the protection of personal and clinical data.



2 Maintain compliance

- PracticeWorks software now allows you to securely dispose of a patient's record.
- A confirmation window helps minimize the risk of deleting the wrong patient.
- While the American Dental Association (ADA) recommends that practices maintain dental records indefinitely, occasionally a patient will request for their records to be deleted. Practices receiving a request from a patient should first confirm that they compliant with state law before deleting patient records.*

- Ensures your practice can maintain compliance with the latest privacy legislation
- Helps to reduce errors associated with the deletion of patient records.



3 Enjoy direct integration with CS Imaging version 8.0 **


- Your practice can now incorporate the latest Carestream Dental imaging innovations into your PracticeWorks experience, providing you with direct access to images acquired using the new CS 9600 extraoral imaging system and CS 3700 intraoral scanner.
- Enjoy the latest features of CS Imaging version 8.0.

- Provides a smoother, more efficient workflow.
- Allows you to access CS Imaging directly from your patient's clinical chart in PracticeWorks, eliminating the need for separate software for digital imaging integration.
- Allows you to utilize the latest version of CS Imaging in your practice, providing you with access to the latest imaging features and functions.



4 Help yourself if you prefer

- All PracticeWorks users can now search for help online and within the product.
- Updates to online help files no longer require the installation of a product update.
- Makes it easier for your staff to access the most recent help files, which include the latest tips and tricks.
- Simplifies the process of getting help when you need it the most.



5 Be prepared for the demands of 2020

- Provides your practice with the latest CDT procedure and diagnosis code update.
- Thanks to Microsoft® Server and Outlook 2019 Certification, your PracticeWorks software is now compatible with current Microsoft offerings.
- Ensures that your practice is using the latest CDT codes.
- Allows your practice to more easily select hardware that meets your IT needs.

PracticeWorks Cloud users will receive v10.0 update automatically.

On-premise users can accelerate their upgrade by completing the "Update Central" request form at <http://www2.carestreamdental.com/updatecentral/> or by contacting Carestream Dental at **800.944.6365** Option 2.