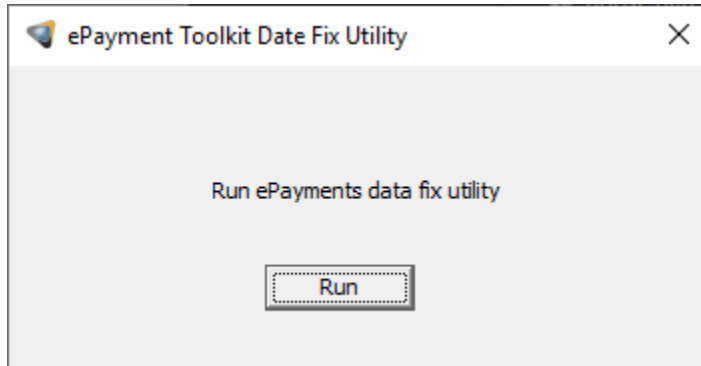


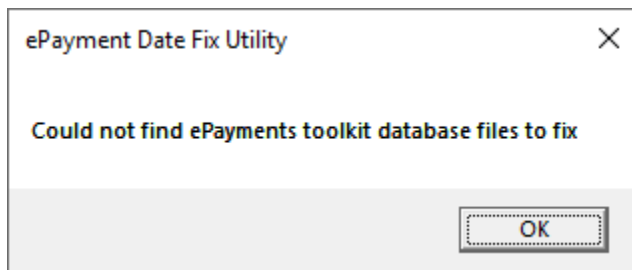
ePayment V1 Toolkit Date Reset Utility

This utility is used to reset the dates on transactions that were incorrectly set to 1921 due to a defect in the ePayment V1 toolkit. For this utility to work all users will need to be out of the DPMS and the utility EXE will need to be placed and ran in the same directory as the ePayment V1 database files (CCTrans.dat and CCTrans.idx)

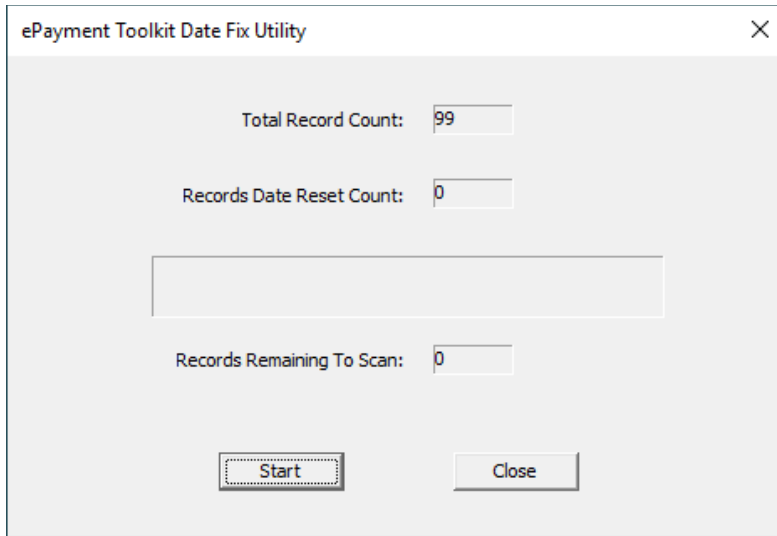
Running the utility:



Launching the utility will bring up the initial dialog. Clicking Run will launch the utility, if the utility is not in the same directory as the ePayment V1 database files will display the following dialog.

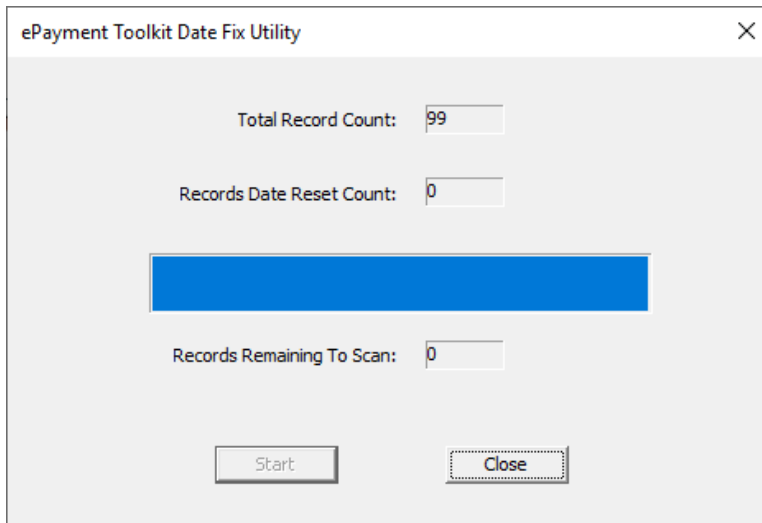


If that is the case, verify that the folder you are running the ePayV1DateFixUtility.exe in has the CCTrans files. If the utility is in the same directory as the ePayment V1 database files the following dialog should be shown.



Working from the top to bottom on the dialog we have the total number of records in the ePayment v1 database files. Below that is the total number or records that the date has been reset from 1921 to 2021. Below that is the progress bar that will show where the tool is in going through all the ePayment database Records they have. Below that is the Total number of records remaining to go through.

Clicking Start will start the utility which will go through each record and check the date created and if that date doesn't match the date used for reports it will update that record and save its value. This will be counted as a Reset Record and will update that value.



Once the utility has completed the progress bar should be completely full and there should be 0 remaining records to scan. The tool is complete and can be removed. Any record that had been created before placing in the 3.1.15 dll will have its date fixed.