



Proven RVG Technology. Established Reliability.

RVG 5200





Intuitive Imaging. Affordable Price.

Since every diagnosis starts with an image, your sensor has an important role to play in your practice. It needs to produce high-quality images that enable you to diagnose with confidence. It should simplify image acquisition and not complicate your workflow. Your sensor has to be comfortable so your patients can tolerate the imaging experience in the first place.

The RVG 5200 is the simple, yet affordable, sensor you can rely on to meet these expectations and provide high diagnostic capabilities and workflow efficiencies. Plus, it integrates with most imaging and dental practice management software to streamline the way you practice.

THE DIAGNOSTIC IMAGES YOU NEED—ON YOUR TERMS

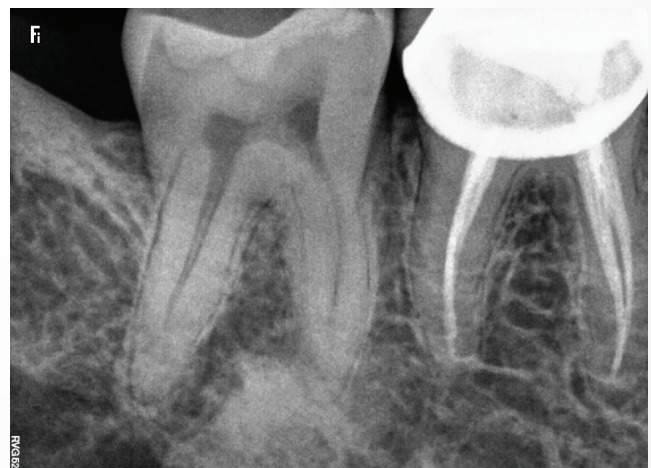
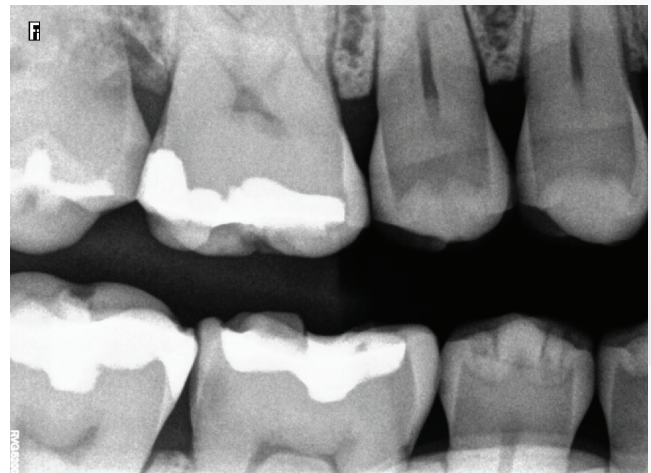
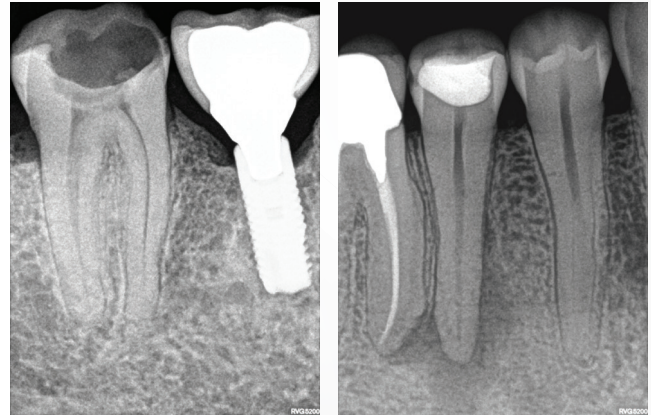
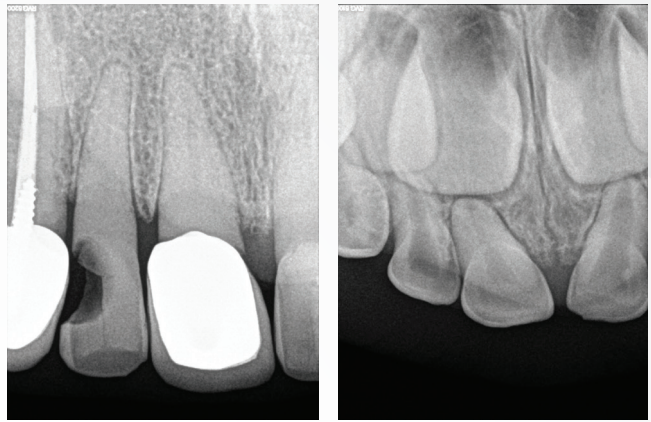
Capturing an image is one thing. Acquiring a diagnostic image you can work with is another. Fortunately, the RVG 5200 features three preprogrammed anatomic enhancement filters—perio-, endo- and dentinenamel junction—that optimize image contrast according to your needs for faster, more accurate diagnoses. And the system's easy-to-use sharpness slider bar allows you to customize image appearance to find your ideal look and feel.

POSITION. EXPOSE. VIEW.

Because it's designed without a control box, the workflow for the RVG 5200 is as simple as position, expose and view. There's no need to arm the sensor or open the image acquisition interface to capture an image. The RVG 5200 is always ready to acquire images when you are.

SIMPLE, YET COMFORTABLE, SENSOR PLACEMENT

With an ergonomically optimized reentry cable that is 20 percent thinner than previous models, the RVG 5200 makes sensor placement easier than ever. Plus the thinner cable specifically allows for better bitewing radiographs and simplified vertical bitewing acquisition. A complete set of positioners makes positioning faster, so you can capture the images you need and ensure patients are comfortable.





Maximum durability



High image quality



Convenient quickstart



Air- and watertight

TECHNOLOGY YOU CAN COUNT ON

The RVG 5200 sensor is backed by Carestream Dental's decades of experience in digital radiography systems and engineering. To protect your investment, all of the connection points along the sensor cable have been reinforced for added durability, ensuring the sensor can withstand hard pulls and torsions. And all of our RVG sensors are thoroughly tested for waterproof durability, so they can be fully submersed for maximum infection control.

AFFORDABLE QUALITY

The RVG 5200 system delivers dental radiography images of the same or higher quality than other intraoral sensors on the market—which means you no longer have to sacrifice image quality for affordability. With its streamlined workflow and diagnostic images, it's easy to see how the RVG 5200 quickly pays for itself.

EASY TO INSTALL

The RVG 5200's user-optimized quick installation and user guides walk team members through the installation process, while the post-installation tool verifies the system is working properly to eliminate downtime. For added convenience, the built-in service tools assist service providers when they perform maintenance and equipment diagnostics.



For more information, visit [carestreamdental.com](https://www.carestreamdental.com) or call 800.944.6365.